

DECANTER CENTRIFUGES & PLANTS FOR SOLID/LIQUID SEPARATION



HILLER DRIVE SOLUTIONS FOR DECANTERS

DRIVE SOLUTIONS FOR DECANTERS

Hiller decanter centrifuges consist fundamentally of a rapidly rotating bowl for generating high centrifugal forces and a screw conveyor that clears the solid material in the bowl.

The requirement for the screw conveyor is to generate a high torque at a lower differential speed in relation to the bowl.


HILLER offers 5 DRIVE SYSTEMS, that fulfil these requirements.

All drive systems are also available for applications in EX zone.

BENEFITS

- very good operability
- permanent display of all important operating data
- individually programmable control response
- clear interface between centrifuge and plant
- remote monitoring possible

FIXED GEARS




BOWL DRIVE:
Electric motor with frequency converter control; bowl drive via V-belt

SCROLL DRIVE:
Generation of the differential speed with planetary gears, driven via V-belt

Bowl and scroll drives are coupled together

DECA-DRIVE




BOWL DRIVE:
Electric motor with frequency converter control; bowl drive via V-belt

SCROLL DRIVE:
Electric motor with frequency converter control; generation of the differential speed with planetary gears; Power supply to the scroll frequency converter via intermediate circuit

Scroll speed dependent on bowl speed

FSG-DRIVE




BOWL DRIVE:
Electric motor with frequency converter control; bowl drive via V-belt

SCROLL DRIVE:
Electric motor with frequency converter control; generation of the differential speed with FSG gears

Bowl and scroll drives are decoupled

HYDRAULICS




BOWL DRIVE:
Electric motor with frequency converter control; bowl drive via V-belt

SCROLL DRIVE:
hydraulic motor and hydraulic unit supplied via rotary connector; optional frequency converter control-led, energy efficient unit

Bowl and scroll drives are decoupled

FULLY HYDRAULIC



BOWL DRIVE:
hydraulic motor supplied via rotary connector; driven by V-belt

SCROLL DRIVE:
hydraulic motor supplied via rotary connector; One hydraulic unit (fully hydraulic)

Bowl and scroll drives are decoupled

SEE-CONTROL PRO

All HILLER drive systems are equipped with the electronic control system SEE-Control pro, which has a 10 inch touch display. This permits the control of the entire centrifuge, including all electronic instruments.

BENEFITS

- intuitively operable
- permanent display of all important operating data
- individually programmable control response
- clear interface between centrifuge and plant
- remote monitoring possible

